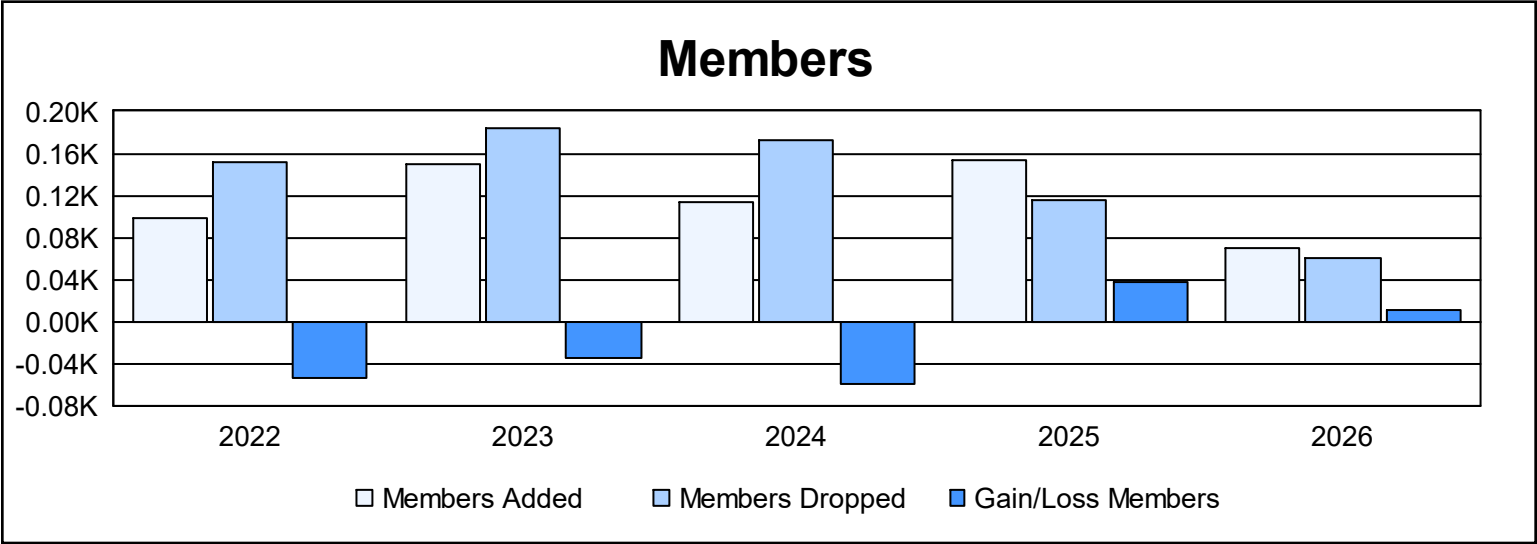
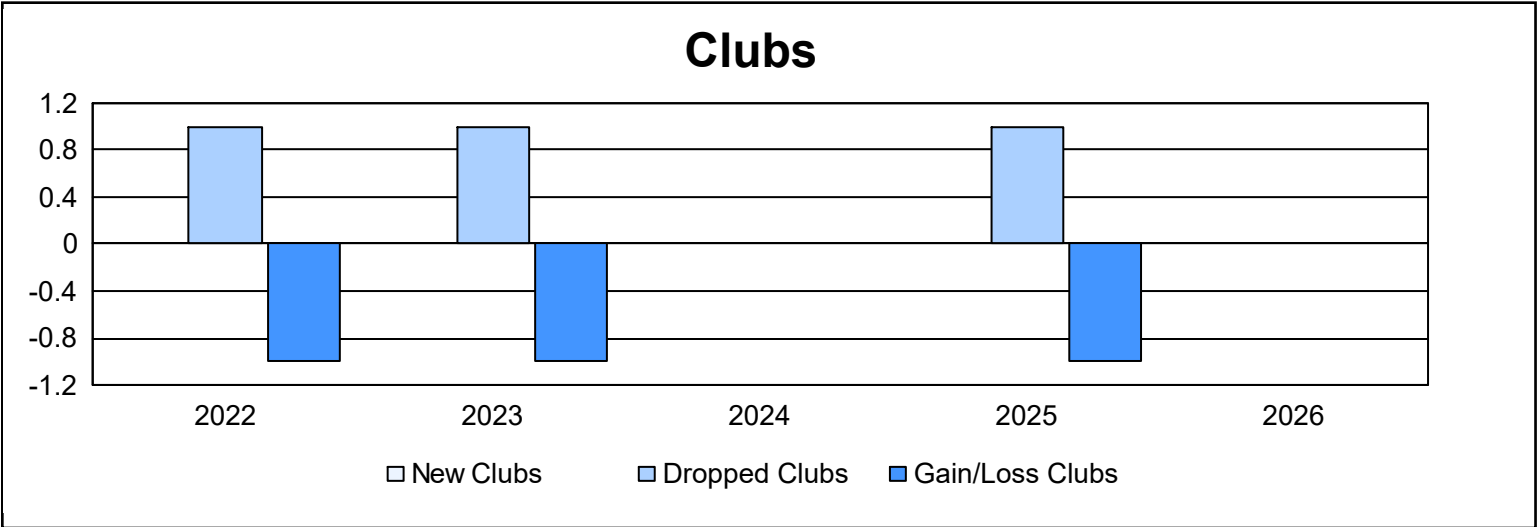
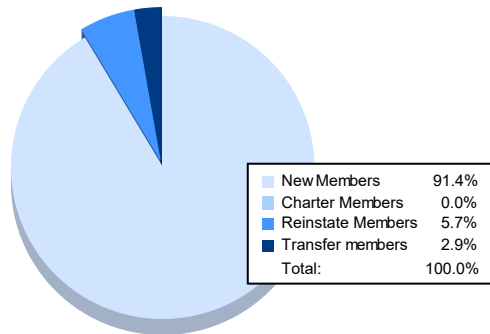


| Year | New Clubs | Dropped Clubs | Gain/ Loss Clubs | New Members | Charter Members | Reinstate Members | Transfer Members | Total Member Added | Total Members Dropped | Gain/ Loss Members |
|-----------|-----------|---------------|------------------|-------------|-----------------|-------------------|------------------|--------------------|-----------------------|--------------------|
| 2021-2022 | 0 | 1 | -1 | 83 | 3 | 5 | 7 | 98 | 152 | -54 |
| 2022-2023 | 0 | 1 | -1 | 136 | 4 | 3 | 6 | 149 | 184 | -35 |
| 2023-2024 | 0 | 0 | 0 | 96 | 0 | 4 | 13 | 113 | 173 | -60 |
| 2024-2025 | 0 | 1 | -1 | 138 | 0 | 8 | 8 | 154 | 116 | 38 |
| 2025-2026 | 0 | 0 | 0 | 64 | 0 | 4 | 2 | 70 | 60 | 10 |
| Average | 0 | 1 | -1 | 103 | 1 | 5 | 7 | 117 | 137 | -20 |



Membership Composition January 2026 Cumulative



Gender Composition January 2026 Cumulative

